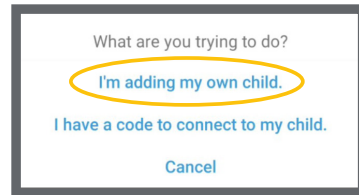
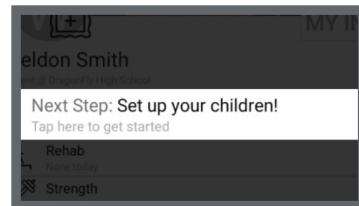
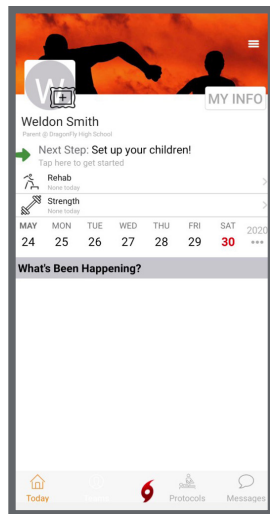


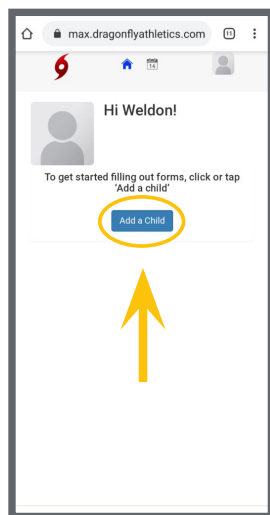


# ADD YOUR CHILD ON THE APP

**Step 1:** Tap the section that says 'Set up your children!' Select 'I'm adding my own child' from the menu that will appear at the bottom of the screen.

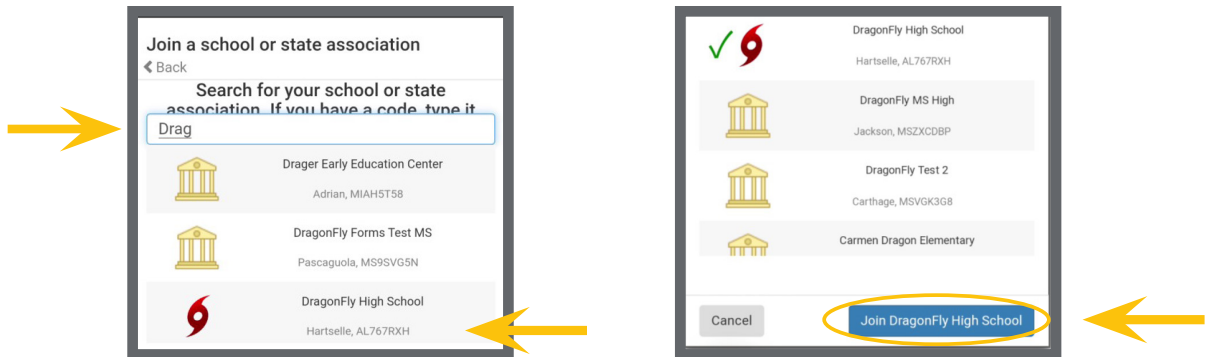


**Step 2:** Tap the 'Add a Child' button and then enter your child's name.

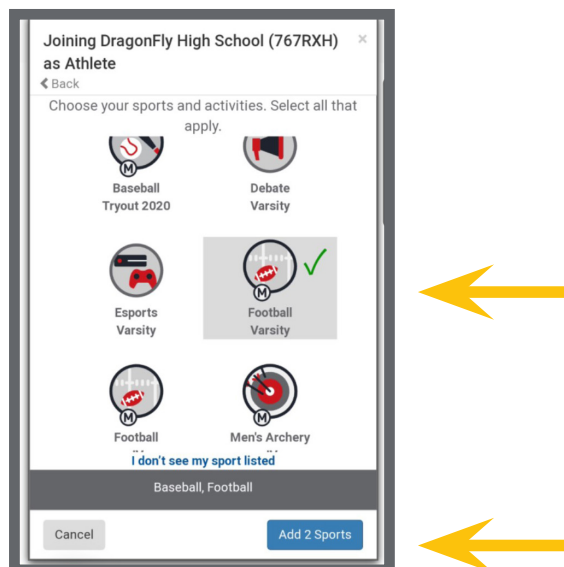




**Step 3:** Search for your child's school, select their school from the list, and tap 'Join.'

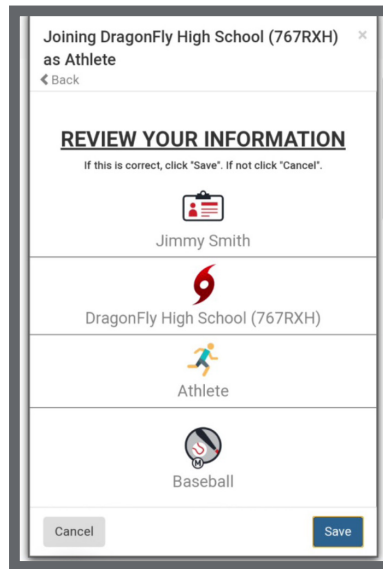


**Step 4:** Now, you'll need to select all of your child's sports and activities. A green check mark will appear next to all of the teams you've selected from the list. When you're done, hit the 'Add' button.





**Step 5:** Review your child's information, and if everything is correct, tap Save. Now your child is connected to your dragonfly account with their school and teams.



---

If you need to add another child, simply tap the 'Add a Child' button and you'll be guided through the same process.

